




# Year 4 –Knowledge Organiser - Habitats & Classification

Key Vocabulary	
<b>organisms</b>	This is another word that can be used to mean 'living things'.
<b>life processes</b>	The things living things do to stay alive.
<b>respiration</b>	A process where plants and animals use oxygen gas from the air to help turn their food into energy.
<b>sensitivity</b>	The way living things react to changes in their <b>environment</b> .
<b>reproduction</b>	The process through which young are produced.
<b>excretion</b>	The process by which living things get rid of waste products.
<b>nutrition</b>	The process of obtaining food to provide living things with energy to live and stay healthy.
<b>habitat</b>	The specific area or place in which particular animals or plants may live.
<b>environment</b>	An <b>environment</b> contains many <b>habitats</b> and these include areas where there are both living and non-living things.
<b>endangered species</b>	A plant or animal where there are not many of their species left and scientists are concerned that the species may become <b>extinct</b> .
<b>extinct</b>	When a species has no more members alive on the planet, it is <b>extinct</b> .

### Life Processes

To stay alive and healthy, all living things need certain conditions that let them carry out the seven **life processes**:

<b>Movement</b>	<b>Growth</b>
<b>Respiration</b>	<b>Reproduction</b>
<b>Sensitivity</b>	<b>Excretion</b>
	<b>Nutrition</b>



Changes to an **environment** can be natural or caused by humans. Changes to an **environment** can have positive as well as negative effects. Here are some examples of things that can change an **environment**.

- Natural*
- earthquakes
  - storms
  - floods
  - droughts
  - wildfires
  - the seasons

- Human-Made*
- deforestation
  - pollution
  - urbanisation
  - the introduction of new animal or plant species to an environment
  - wildfires

Plants and animals rely on the **environment** to give them everything they need. Therefore, when **habitats** change, it can be very dangerous to the plants and animals that live there.

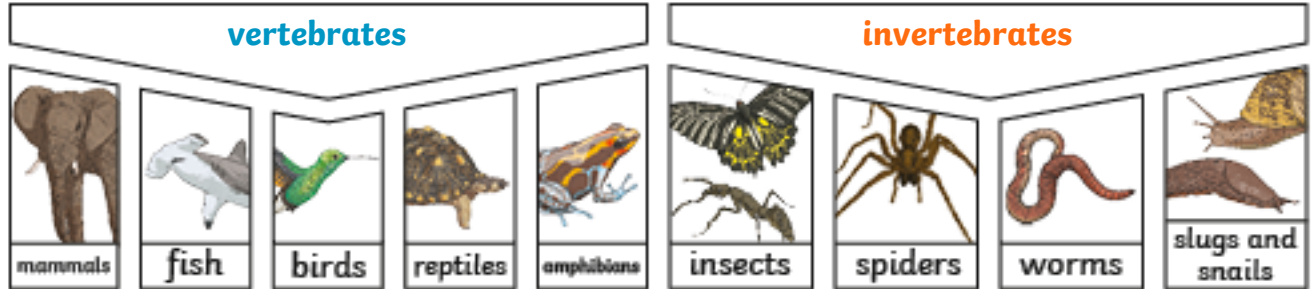


# Year 4 –Knowledge Organiser - Habitats & Classification

## Key Vocabulary

<b>classification</b>	This is where plants or animals are placed into groups according to their similarities.
<b>vertebrates</b>	Animals with a backbone.
<b>invertebrates</b>	Animals without a backbone.
<b>specimen</b>	A particular plant or animal that scientists study to find out about its species.
<b>characteristics</b>	The distinguishing features or qualities that are specific to a species.

Animals can be grouped in lots of different ways based upon their **characteristics**.

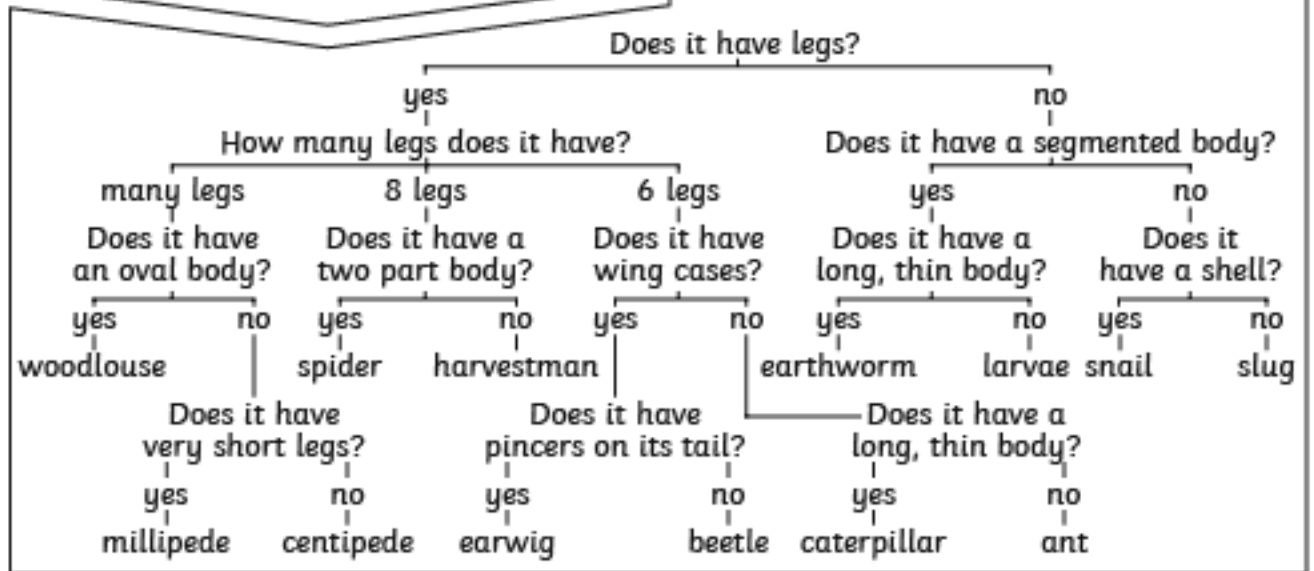


**Vertebrates** can be separated into five broad groups.

You could sort **invertebrates** you might see around school in different ways, such as in this example. The vast majority of living things on the planet are **invertebrates**.

You can use **classification** keys to help group, identify and name a variety of living things. Here is an example of a **classification** key:

### Invertebrate Classification Key



Plants can be sorted into many different groups. For example:

